


# AMS-210EN-1306/7450

Computer-controlled Cycle Sewing Machine with Input Function (Name Embroidery type)



This is the name (alphabetic/Japanese/Chinese characters) embroidering machine which achieves the highest sewing speed of 2,000 sti/min.



**VIET LE CO., LTD.**  
Sewing & Textile machines and Parts

**HOTLINE: 0982 085 899**

### Features

- The maximum sewing speed of 2,000 sti/min is the highest one in the industrial sewing machine industry.
- The machine produces beautifully finished seams with a lower tension applied to the thread.
- No exclusive embroidery frame is required.
- The machine is provided with an operation panel with an input function which supports USB.
- The machine is able to embroider names (alphabetic/Japanese/Chinese characters) continuously.

AMS-210EN-SS1306SA/7450

# AMS-210EN-1306/7450

Computer-controlled Cycle Sewing Machine with Input Function (Name Embroidery type)

# This is the name (alphabetic/Japanese/Chinese characters) which achieves the embroidering-machine industry's highest

The sewing machine is a computer-controlled cycle machine provided with an input function. the sewing machine carries out the entire sequence of embroidering according to the preliminarily in a fully-automatic manner. With this function, the machine enables even an inexperienced operator

## Industry's highest sewing speed

This model has achieved the industry's highest sewing speed of 2,000 sti/min. Productivity is substantially increased.

## No exclusive embroidery frame is required.

Since the machine does not need an exclusive embroidery frame, it is easy to place the product to be embroidered on the sewing machine, thereby increasing work efficiency.

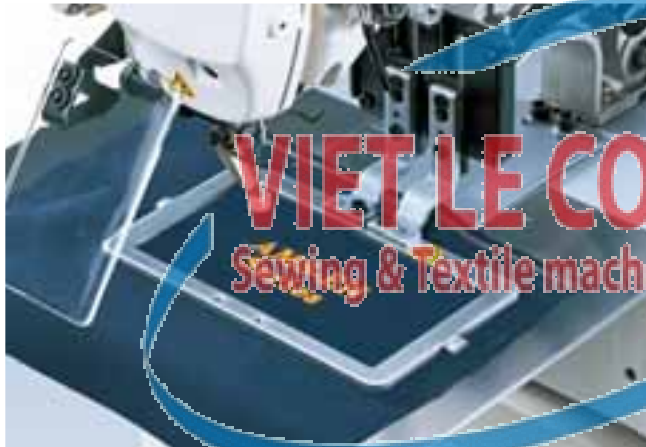
## The machine produces beautifully finished seams with a lower tension applied to the thread.

The thread tension controller with its rotary tension mechanism, which is specific to embroidering, is adopted for the machine to promise beautifully finished name (alphabetic/Japanese/Chinese characters) embroideries with a lower thread tension. (Embroidery thread can be used.)

## The machine is provided with an operation panel with an input function which supports USB.

The machine has adopted the IP-420 with a large LCD panel and input functions as its operation panel. The operation panel supports USB, and various USB flash drives are also applicable. In addition, the finished shape of the name embroidery is displayed on the LCD panel screen. Consequently, the operator can operate the sewing machine while visually checking the finished name embroidery shape. The sewing machine can be directly connected to a personal computer on which PM-3 (name embroidery data creation software) has been installed by way of a USB cable (separately available).

※PM-3 is required to input the characters of a name.

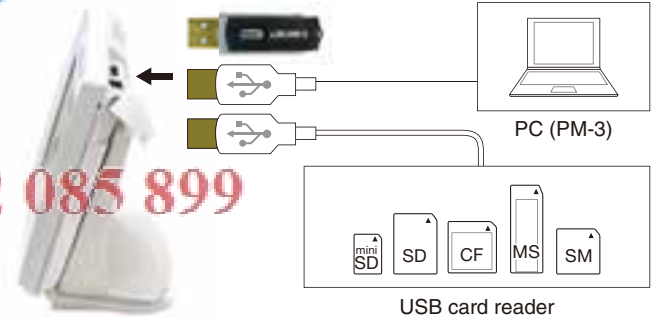


**VIET LE CO., LTD.**  
Sewing & Textile machines and Parts

## The sewing machine is capable of continuously carrying out embroidering of several different names.

Data on several different name embroideries can be input. The sewing machine stops every time it completes the embroidering of one name. As a result, the sewing machine is able to embroider several different names continuously.

**HOTLINE: 0982 085 899**



## Embroidery Sample

重機(中国)投資 有限公司	王	張	李
JUKI Corporation	鈴木	加藤	山本

# embroidering machine sewing speed of 2,000 sti/min.

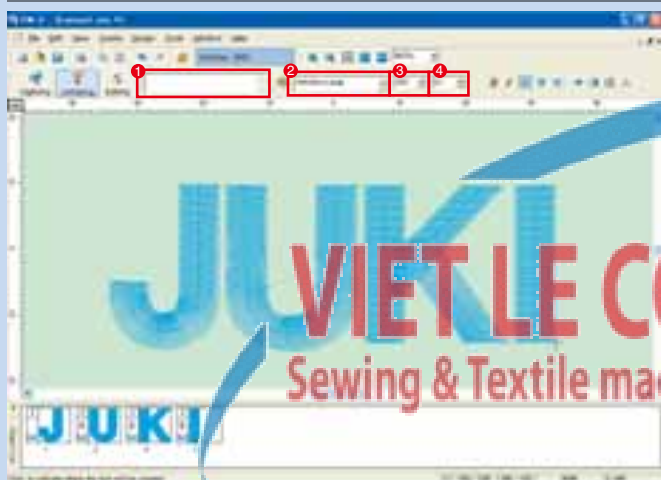
Once the operator places a piece of material on the sewing machine, input name data from start to the thread trimming under finish to beautifully and speedily embroider names with accuracy.



## PM-3 <Name embroidery data creation software>

This software is developed exclusively for creating embroidery data. With the software, the operator is able to enter/edit new/existing data as if he/she were operating word processor software. The font data can be converted to the embroidery data.

### Character data can be created with ease.



Character entry screen

Embroidery data can be easily created simply by inputting the character to be embroidered, selecting the font and clicking the relevant icon.

- ① Character entry box
- ② Font selection box
- ③ Character size
- ④ Interval between characters

#### <Data creation flow>

- Input a character. Input a character to be embroidered in the "character entry box".
- Select a font. Select the font to be employed in the "font selection box".
- Setting of the character size and interval between characters. Select (input) the character size and the interval between characters.
- Conversion of the entered characters into embroidery data. Click the "Stitch" icon.
- Transfer the data to the AMS.

### Many different editing functions

Not only enlargement/reduction in size, rotation, move and copy of the characters, but also changes in sewing pitch and stitching order and the insertion of thread trimming can be carried out with ease. It is also possible to read images through the scanner to create data on embroidery (single-pattern embroidery).



### Many different character fonts

The sewing machine has 80 or more different built-in alphabetical fonts. True Type Fonts prepared by Windows are also applicable.



Example of an alphabetical font

Windows True Type Font selection screen

### Three different languages, i.e., English, Chinese and Japanese are supported.

The sewing machine supports three different languages; English, Chinese and Japanese.

#### <Operating environment of PM-3>

- CPU: Intel Pentium4 2.2 GHz or higher, or an equivalent processor is recommended.
- HDD: 1 G or more of space is recommended.
- Screen resolution: 1024x768 pixels or larger, and 65,000 colors or higher are recommended.
- CD-ROM drive, mouse and USB port(s) are required.
- OS: Windows XP, Windows VISTA, Windows 7



## SPECIFICATIONS

Model name	AMS-210EN-1306/7450
Max. sewing speed	2,000sti/min
Sewing area	X: 130mm x Y: 60mm
Application	Standard (Light- to medium-weight)
Feeding frame type	Monolithic feeding frame Motor-driven feeding frame (lifting amount: 25mm)
Settable stitch length	0.1~12.7mm (0.05mm step)
Needle bar stroke	41.2mm
Lift / Stroke of the intermediate presser	Lifting amount: 20mm / Stroke: Standard 4mm (0~10mm)
Variable lower position of the intermediate presser	Standard 0~3.5mm (max. 0~7.0mm)
Needle thread tension	Rotary type
Hook	Standard shuttle hook
Needle	DPx17(#11)
Storage of pattern data in the memory	Main-body memory: Max. 500,000 stitches, 999 patterns (max. 50,000 stitches / pattern) External media: Max. 50,000,000 stitches, 999 patterns (max. 50,000 stitches / pattern)
Bobbin thread / Product counter	Up / Down system (0~9,999)
Lubrication	Semi-dry / hook section: minute-quantity lubrication (tank system)
Lubricating oil	JUKI New Defrix Oil No.2 (equivalent to ISO VG32)
Sewing machine motor	AC servomotor 550W (direct-drive system)
Power requirement / Power consumption	Single-phase, 3-phase 200~240V/450VA
Weight	Machine head: 69kg, Control box: 16.5kg
Dimensions	1,200mm(W)x710mm(D)x1,200mm(H) (thread stand is not included)

\* "sti/min" stands for "Stitches per Minute."

## WHEN YOU PLACE ORDERS

### Machine head

Sewing area	Code	Subclass	Code	Pedal switch	Code
X:130mm - Y:60mm	1306	Name embroidery type	7450	2-pedal (PK78 type)	C

A M S 2 1 0 E N S S 1 3 0 6 S  7 4 5 0 C

Application	Code	Feeding frame type	Code	PM-3 (Embroidery data creation software)	Code
Standard (Light- to medium-weight)	S	Standard (Motor-driven feeding frame)	S	Not provided	Z
				Provided	A

### Control box

M C 5 8 7  I P 4 2 0 F

Power supply	Code
3-phase 200~240V	E
Single-phase 200~240V (for GE)	K
200~240V (for China)	U

### Table stand

J T A M 1

Feeding frame type	Code
Motor-driven work clamp	1

● To order, please contact your nearest JUKI distributor.

### JUKI ECO PRODUCTS



The AMS-210EN-1306/7450 is an eco-friendly product which complies with JUKI ECO PRODUCTS standards for protecting the environment.

● The sewing machine complies with the "Juki Group Green Procurement Guidelines" on the use of hazardous substances, which is stricter than other restrictions, such as those of the RoHS Directive.

For details of JUKI ECO PRODUCTS, refer to: [http://www.juki.co.jp/eco\\_e/index.html](http://www.juki.co.jp/eco_e/index.html)

\*The RoHS Directive is an EU Directive limiting the use of 6 hazardous substances (lead, hexavalent chromium, mercury, cadmium, PBB and PBDE) in electrical and electronic equipment. The Juki Green Procurement Guideline is the voluntarily established criteria to eliminate not only the aforementioned six substances, but also other ones which also adversely affect the environment.



### JUKI CORPORATION HEAD OFFICE

An environmental management system to promote and conduct the following:

- (1) Eco-friendly development of products and technologies
- (2) Green procurement and green purchasing
- (3) Energy conservation (reduction in carbon-dioxide emissions)
- (4) Resource saving (reduction of papers purchased, etc.)
- (5) Reduction and recycling of waste in the activities of research, development, design, sales, distribution, and maintenance services of industrial sewing machines and industrial robots, etc., including sales and maintenance services of data entry systems.

**JUKI**® 2-11-1, TSURUMAKI, TAMA-SHI,  
TOKYO 206-8551, JAPAN  
PHONE : (81) 42-357-2254  
FAX : (81) 42-357-2274  
http://www.juki.com

\* Specifications and appearance are subject to change without prior notice for improvement.  
\* Read the instruction manual before putting the machine into service to ensure safety.  
\* This catalogue prints with environment-friendly soyink on recycle paper.